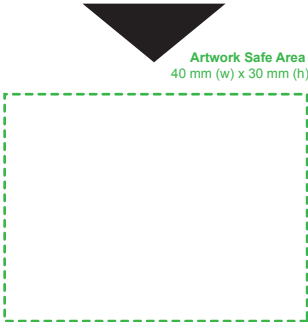


place your artwork here

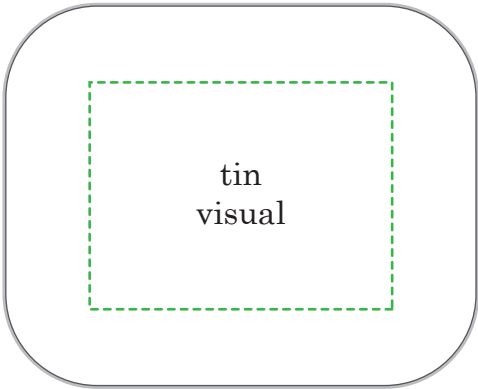


(approx print size)



Ingredient label





front of tin example



(approx artwork position and tin size)

print requirements

please indicate the spot colours required. enter a value and a colour in the swatch provided. maximum 4 colours.

swatch	spot colour value
	
	
	
	

template instructions

1. select the “artwork” layer and place your graphics, text or logo on the template.
2. place your text and logo within the green dashed line. this is the safe area.
3. please make sure you fill in the ingredient label with the required company name and address, this is a legal requirement. please do not tamper with the remainder of the ingredient text area, this is legal information which is required by trading standards in this format.
4. If you are using text in your artwork please convert all text to outlines.
5. saving - when using Illustrator CC save as an ‘illustrator default’ pdf. when using any other software save your file as a print ready pdf, ideally using the pdf/x-1a:2001 setting.