
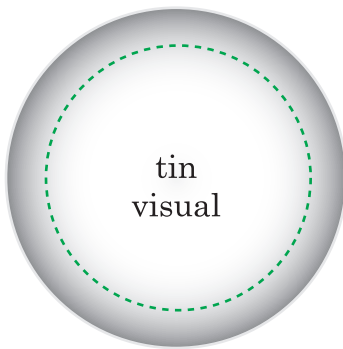


place your artwork within the green dotted area







35MM X 35MM  
(APPROX PRINT SIZE)



45MM X 45MM  
(APPROX TIN SIZE/  
ARTWORK LOCATION)

**print requirements**

please indicate the spot colours required. enter a value and a colour in the swatch provided. maximum 4 colours.

swatch	spot colour value
	
	
	
	

## Template Instructions

Select the "Artwork" layer and place your graphics, text or logo on the templates ensuring that your design is within the green dashed line. This is the safe area.

Any areas of the artwork that you wish to be transparent must be provided as such and not left white.

If you are using text in your artwork please convert it all to outlines.

In the spot colour value table assign the required Pantone to the swatch and provide the Pantone number used.

Saving - when using Illustrator save as an 'Illustrator default' PDF. when using any other software save your file as a print ready PDF.